






# igluetech®

## Glueing Technology



**MADE IN  
BRITAIN**



-  Quick, easy and hassle free hot melt glueing machine
-  Accurate glue application every time across the glue flap giving ideal adhesion
-  Economical advantages, lower costs by 50%
-  All metal design, built to last in the harshest environments
-  Perfect for box side seam glueing, carton flap sealing and many other applications

The **igluetech WheelMelt** hot melt hand gluer for sealing corrugated boxes or cartons.

**Quick and simple to operate.** Adjustable to accommodate a wide range of carton sizes, the **WheelMelt** is one of the most versatile and multi purpose hand gluers available.

A measured amount of hot melt glue is applied evenly across the complete length of the glue flap via an application wheel, giving perfect adhesion to each of your products.

Special attachments can be fitted for individual jobs such as **envelope sealing, corrugated box side seam glueing** and many more applications.

The **Wheelmelt** is easily transported and is used in industries throughout the world.





The WheelMelt tank heats the hot melt glue within and gives the application wheel a constant supply of adhesive to produce an accurate coating of glue to your products glue flap.


## igluetech®

### Glueing Technology


Different wheel application widths available along with multiple wheels.

The WheelMelt measures 365mm wide by 390mm long by 150mm high.


Weight is 25kg



3 or 5mm Wide Standard















10mm Wide Scalloped Wheel



Doctor blade glue quantity control allows you to apply a heavier or lighter application of glue to suit all products.



-  Adjustable glue flap pressure wheel
-  Seal carton flaps 15-300mm deep x upto 450mm wide
-  Speed upto 20 glue flaps per minute
-  Approx 2ltr tank capacity, use raw chips of hotmelt adhesive
-  Usable with pressure sensitive hotmelts
-  Different wheel widths available (glue application widths)

-  Temperature adjustable up to 165°C
-  Over temperature safety cut-out
-  Multiple wheels available
-  Carton back stop
-  220-240V 1Ph 50Hz
-  110v 50/60Hz version

## igluetech®

### Glueing Technology

01225 783456

general@igluetech.co.uk

3 Lancaster Park, Bowerhill, Melksham, Wiltshire SN12 6RA

**For all Hot Melt Glue and Cold Glue Solutions...**